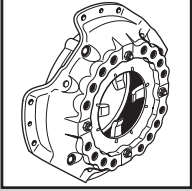
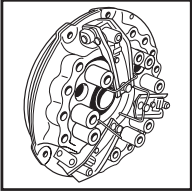
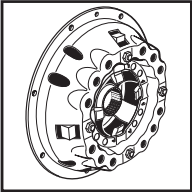
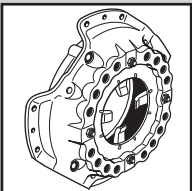
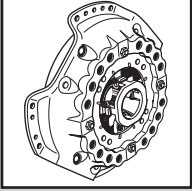


Clutch and Related Components

(1965-9/1969)

2000, 3000, 4000, 5000, 8000
Ind. 3400, 3500, 3550, 4400, 4500

TRACTOR MODEL	PTO TYPE		COVER ASSEMBLY	
2000 3000 2110 LCG 4, 6 Speed Trans	No PTO TranF PTO		F60208 C5NN7563V 11" Single	
2000 3000 2110 LCG 3400 4110 LCG	Live PTO		F60218 D8NN7502AA 11" x 8 1/2" Double	
4000 4200 Flat Deck	Ind. PTO		F60209 C5NN7563U 11" 1 7/8" - 29 Spline	
4000	No PTO TranF PTO		F60207 C5NN7563Z 11"	
3550 4400 4500	Ind. PTO		F60221 82006027 E0NN7563BA C5NN7563AC 13" Single 1 7/8" - 29 Spline	

We have attempted to insure the accuracy of the information listed and reserve the right for type error.

Some part numbers and manufactures' names are used strictly for reference purpose only
Any prices listed are subject to change without notice and are in U.S. dollars. Not all items are stocking items

www.ForMenWhoGrow.com - Contact: RickStair@gmail.com








Clutch and Related Components

(1965-9/1969)

2000, 3000, 4000, 5000, 8000

Ind. 3400, 3500, 3550, 4400, 4500

	DRIVE PLATE	DRIVE PLATE DIMENSIONS	RELEASE BEARING	PILOT BEARING
	F19528 E8NN7550BA C7NN7550V	OD-Hub-Spline 11" x 1" x 15 Organic/Rigid	F65334 E1ADKN7580B 787580AB	F40734 C5NN7600A
	Main Disc F19528 E8NN7550BA C7NN7550V PTO Disc F60234 82006026 C5NN77641B	OD-Hub-Spline 11" x 1" x 15 Organic/Rigid 8 1/2" x 1 7/8" x 29	F40735 86534551 D8NN7580BB	F40734 C5NN7600A
	F19528 E8NN7550BA C7NN7550V	OD-Hub-Spline 11" x 1" x 15 Organic/Rigid	F40735 86534551 D8NN7580BB	F40734 C5NN7600A
	F19528 E8NN7550BA C7NN7550V	OD-Hub-Spline 11" x 1" x 15 Organic/Rigid	F65334 E1ADKN7580B	F40734 C5NN7600A
	F19530 E8NN7550CA C7NN7550H	OD-Hub-Spline 13" x 1" x 15 Organic/Rigid		

We have attempted to insure the accuracy of the information listed and reserve the right for type error.

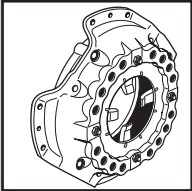
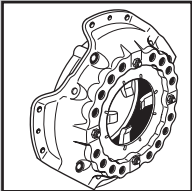
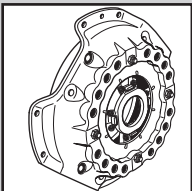
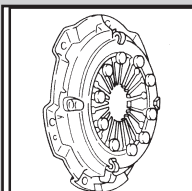

Some part numbers and manufactures' names are used strictly for reference purpose only
Any prices listed are subject to change without notice and are in U.S. dollars. Not all items are stocking items

www.ForMenWhoGrow.com - Contact: RickStair@gmail.com

Clutch and Related Components

(1965-9/1969)

2000, 3000, 4000, 5000, 8000
Ind. 3400, 3500, 3550, 4400, 4500

TRACTOR MODEL	PTO TYPE		COVER ASSEMBLY	
3550 4400 4500	TranF or No PTO		F60224 E0NN7563AA C5NN7563AD 13"	
5000 5200 Flat Deck	Ind. PTO		F60219 E0NN7563CA C7NN7563B 12"	
5000 5200 Flat Deck	Ind. PTO		F19520 82006046 D8NN7563AB 13"	
8000 9000	Ind. PTO		F61179 82006009 D8NN7563BA 13" Diaphragm Type	
				

We have attempted to insure the accuracy of the information listed and reserve the right for type error.

Some part numbers and manufactures' names are used strictly for reference purpose only
Any prices listed are subject to change without notice and are in U.S. dollars. Not all items are stocking items



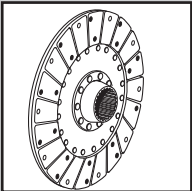


www.ForMenWhoGrow.com - Contact: RickStair@gmail.com

Clutch and Related Components

(1965-9/1969)

2000, 3000, 4000, 5000, 8000

Ind. 3400, 3500, 3550, 4400, 4500

	DRIVE PLATE	DRIVE PLATE DIMENSIONS	RELEASE BEARING	PILOT BEARING
	F19530 E8NN7550CA C7NN7550H	OD-Hub-Spline 13" x 1" x 15 Organic/Rigid		F40734 C5NN7600A
	F19535 82006021 F0NN7550HA E3NN7550EA	OD-Hub-Spline 12" x 1 5/8" - 25 Organic/Rigid	F40735 86534551 D8NN7580BB	F65330 F0NNN779AA C5NNN779B
	F60231 E8NN7550KA F0NN7550AA	OD-Hub-Spline 13" x 1 5/8" - 25 Organic/Rigid	F40735 86534551 D8NN7580BB	F65330 F0NNN779AA C5NNN779B
	F72758 82006010 E8NN7550PA D8NN7550AA	OD-Hub-Spline 13" x 1 3/4" - 10 7 Pad Sprung	F40735 86534551 D8NN7580BB	F65330 F0NNN779AA C5NNN779B
				

We have attempted to insure the accuracy of the information listed and reserve the right for type error.

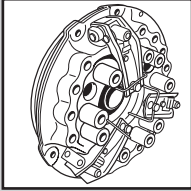
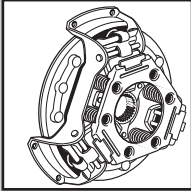
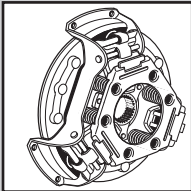
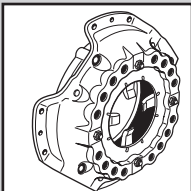
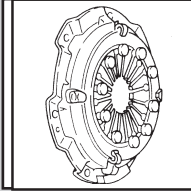
Some part numbers and manufactures' names are used strictly for reference purpose only
Any prices listed are subject to change without notice and are in U.S. dollars. Not all items are stocking items

www.ForMenWhoGrow.com - Contact: RickStair@gmail.com

Clutch and Related Components

(10/1969-9/1971)

2000, 3000, 4000, 5000, 8000, 9000,
2110 LCG, 3400, 4400, 4500

TRACTOR MODEL	PTO TYPE		COVER ASSEMBLY	
2000 3000 2110 LCG 3400	Live PTO Double Clutch		F60218 D8NN7502AA 11" x 8 1/2" Double	
4000 4200 Flat Deck	Ind. PTO		F19635 D8NN7563DB 11"	
4400 4500	Ind. PTO		F19635 D8NN7563DB 11"	
5000 5200 Flat Deck (6/71->)	Ind. PTO		F60219 E0NN7563CA C7NN7563B 12"	
8000 9000	Ind. PTO		F61179 82006009 D8NN7563BA 13" Diaphragm Type	

We have attempted to insure the accuracy of the information listed and reserve the right for type error.

Some part numbers and manufactures' names are used strictly for reference purpose only
Any prices listed are subject to change without notice and are in U.S. dollars. Not all items are stocking items

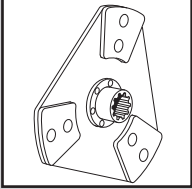
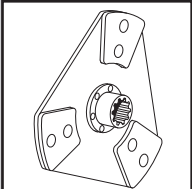
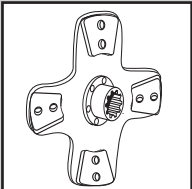
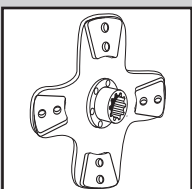

www.ForMenWhoGrow.com - Contact: RickStair@gmail.com

Clutch and Related Components

(10/1969-9/1971)

2000, 3000, 4000, 5000, 8000, 9000

2110 LCG, 3400, 4400, 4500

	DRIVE PLATE	DRIVE PLATE DIMENSIONS	RELEASE BEARING	PILOT BEARING
	Main F19538 C7NN7550AC PTO F60234 82006026 C5NN77641B (Not Shown)	OD-Hub-Spline 11" x 1" x 10 3 Pad 8 1/2" x 1 7/8" x 29	F40735 86534551 D8NN7580BB	F40734 C5NN7600A
	F19538 C7NN7550AC	OD-Hub-Spline 11" x 1" x 10 3 Pad	F40735 86534551 D8NN7580BB	F40734 C5NN7600A
	F60994 C7NN7550AD	OD-Hub-Spline 11" x 1" x 10 4 Pad	F40735 86534551 D8NN7580BB	F65330 F0NNN779AA C5NNN779B
				
	F72758 82006010 E8NN7550PA D8NN7550AA	OD-Hub-Spline 13" x 1 3/4" x 10 7 Pad Sprung	F40735 86534551 D8NN7580BB	F65330 F0NNN779AA C5NNN779B

We have attempted to insure the accuracy of the information listed and reserve the right for type error.

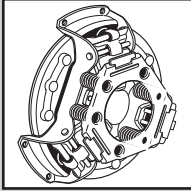
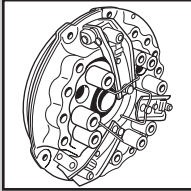
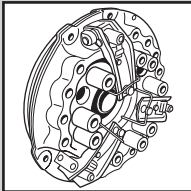
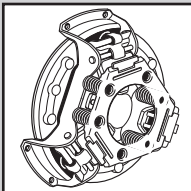
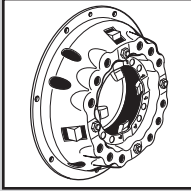
Some part numbers and manufactures' names are used strictly for reference purpose only
 Any prices listed are subject to change without notice and are in U.S. dollars. Not all items are stocking items

www.ForMenWhoGrow.com - Contact: RickStair@gmail.com

Clutch and Related Components

(10/1971-9/1975)

2000, 3000, 4000, 5000, 7000, 8000, 9000,
8600, 9600, 3400, 3500, 3550, 4400, 4500

TRACTOR MODEL	PTO TYPE		COVER ASSEMBLY	
<p>2000 (6/71->) 3000 (6/71->)</p>				
<p>2000 3000 2110 LCG 4110 LCG</p>	<p>Live PTO</p>		<p>F60218 D8NN7502AA 11" x 8 1/2" Double</p>	
<p>3400</p>	<p>Live PTO</p>		<p>F60218 D8NN7502AA 11" x 8 1/2" Double</p>	
<p>3400 3500</p>				
<p>4000</p>	<p>Trans or No PTO</p>		<p>F60207 C5NN7563Z 11"</p>	

We have attempted to insure the accuracy of the information listed and reserve the right for type error.

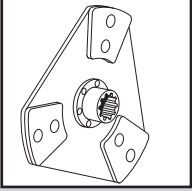

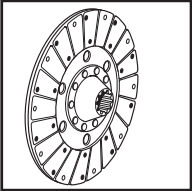
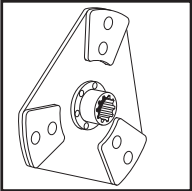
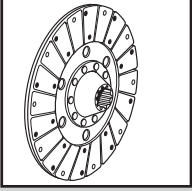
Some part numbers and manufactures' names are used strictly for reference purpose only
Any prices listed are subject to change without notice and are in U.S. dollars. Not all items are stocking items

www.ForMenWhoGrow.com - Contact: RickStair@gmail.com

Clutch and Related Components

(10/1971-9/1975)

2000, 3000, 4000, 5000, 7000, 8000, 9000,
8600, 9600, 3400, 3500, 3550, 4400, 4500

	DRIVE PLATE	DRIVE PLATE DIMENSIONS	RELEASE BEARING	PILOT BEARING
	MAIN F19538 C7NN7550AC	OD-Hub-Spline 11" x 1" x 10 3 Pad	F65335 787580AB	F40734 C5NN7600A
	MAIN F60226 C7NN7550AC E8NN7550HA E5NN7550BB D1NN7550A 82006626 PTO F60234 82006026 C5NN77641B	OD-Hub-Spline 11" x 1" x 10 3 Pad Organic/Rigid 8 1/2" x 1 7/8" x 29	F40735 86534551 D8NN7580BB	F40734 C5NN7600A
	MAIN F60226 C7NN7550AC E8NN7550HA E5NN7550BB D1NN7550A 82006626 PTO F60234 82006026 C5NN77641B	OD-Hub-Spline 11" x 1" x 10 3 Pad Organic/Rigid 8 1/2" x 1 7/8" x 29	F40735 86534551 D8NN7580BB	F40734 C5NN7600A
	F19538 C7NN7550AC	OD-Hub-Spline 11" x 1" x 10 3 Pad	F40735 86534551 D8NN7580BB	F40734 C5NN7600A
	F60226 E3NN7550AA C7NN7550AC E5NN7550BB D1NN7550A 82006626	OD-Hub-Spline 11" x 1" x 10 Organic/Rigid	F65335 787580AB	F40734 C5NN7600A

We have attempted to insure the accuracy of the information listed and reserve the right for type error.

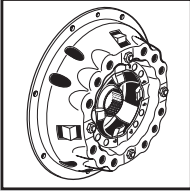
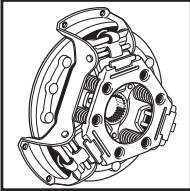
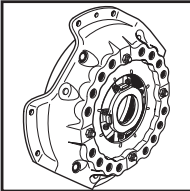
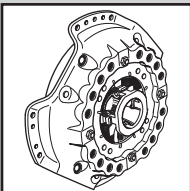
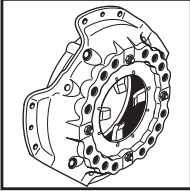
Some part numbers and manufactures' names are used strictly for reference purpose only
Any prices listed are subject to change without notice and are in U.S. dollars. Not all items are stocking items

www.ForMenWhoGrow.com - Contact: RickStair@gmail.com

Clutch and Related Components

(10/1971-9/1975)

2000, 3000, 4000, 5000, 7000, 8000, 9000,
8600, 9600, 3400, 3500, 3550, 4400, 4500

TRACTOR MODEL	PTO TYPE		COVER ASSEMBLY	
4000 4000 SU	Ind. PTO		F60209 C5NN7563U 11" 1 7/8" - 29 Spline	
4200 Rowcrop	Ind. PTO		F19635 D8NN7563DB 11"	
3400 (7/74->) 3550 4400 4500	TranF or No PTO		F60224 C5NN7563AD E0NN7563AA 13"	
3550 4400 4500	Ind. PTO		F60221 E0NN7563BA 82006027 C5NN7563AC 13" Single 1 7/8" - 29 Spline	
5000 5200 Rowcrop	Ind. PTO (w/ or without Dual Power)		F60219 E0NN7563CA C7NN7563B 12"	

We have attempted to insure the accuracy of the information listed and reserve the right for type error.


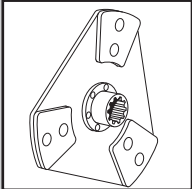


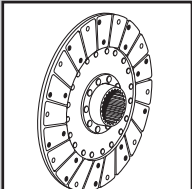
Some part numbers and manufactures' names are used strictly for reference purpose only
Any prices listed are subject to change without notice and are in U.S. dollars. Not all items are stocking items

www.ForMenWhoGrow.com - Contact: RickStair@gmail.com

Clutch and Related Components

(10/1971-9/1975)

2000, 3000, 4000, 5000, 7000, 8000, 9000,
8600, 9600, 3400, 3500, 3550, 4400, 4500

	DRIVE PLATE	DRIVE PLATE DIMENSIONS	RELEASE BEARING	PILOT BEARING
	F60226 C7NN7550AC E8NN7550HA E5NN7550BB D1NN7550A 82006626	OD-Hub-Spline 11" x 1" x 10 Organic/Rigid	F40735 86534551 D8NN7580BB	F40734 C5NN7600A
	F19538 C7NN7550AC	OD-Hub-Spline 11" x 1" - 10 3 Pad	F40735 86534551 D8NN7580BB	F40734 C5NN7600A
	F60311 82006015 E3NN7550BA	OD-Hub-Spline 13" x 1" - 10 Organic/Sprung		F40734 C5NN7600A
	F60311 82006015 E3NN7550BA	OD-Hub-Spline 13" x 1" - 10 Organic/Sprung		F40734 C5NN7600A
	F19535 (less Dual Power) 82006021 F0NN7550HA E3NN7550EA F19536 (w/ Dual Power) E7NN7550DA E3NN7550CA	OD-Hub-Spline 12" x 1 5/8" - 25 Organic/Rigid 12" x 1 3/4" - 10 Organic/Rigid	F40735 86534551 D8NN7580BB	F65330 C5NNN779B F0NNN779AA

We have attempted to insure the accuracy of the information listed and reserve the right for type error.

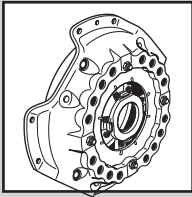
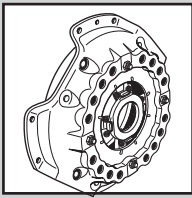
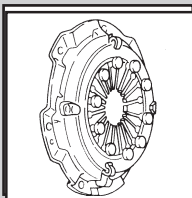


Some part numbers and manufactures' names are used strictly for reference purpose only
Any prices listed are subject to change without notice and are in U.S. dollars. Not all items are stocking items

www.ForMenWhoGrow.com - Contact: RickStair@gmail.com

Clutch and Related Components

(10/1971-9/1975)

2000, 3000, 4000, 5000, 7000, 8000, 9000,
8600, 9600, 3400, 3500, 3550, 4400, 4500

TRACTOR MODEL	PTO TYPE		COVER ASSEMBLY	
<p>5000 5200 Rowcrop 7000 7200 Rowcrop</p>	<p>Ind. PTO Less Dual Power</p>		<p>F19520 82006046 D8NN7563AB 13"</p>	
<p>5000 5200 Rowcrop 7000 7200 Rowcrop</p>	<p>Ind. PTO w/ Dual Power</p>		<p>F19520 82006046 D8NN7563AB 13"</p>	
<p>8000 8600 9000 9600</p>	<p>Ind. PTO w/ Dual Power</p>		<p>F61179 82006009 D8NN7563BA 13" Diaphragm Type</p>	
				
				

We have attempted to insure the accuracy of the information listed and reserve the right for type error.

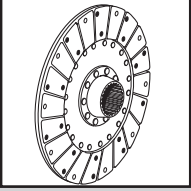




Some part numbers and manufactures' names are used strictly for reference purpose only
Any prices listed are subject to change without notice and are in U.S. dollars. Not all items are stocking items

www.ForMenWhoGrow.com - Contact: RickStair@gmail.com

Clutch and Related Components

(10/1971-9/1975)

2000, 3000, 4000, 5000, 7000, 8000, 9000,
8600, 9600, 3400, 3500, 3550, 4400, 4500

	DRIVE PLATE	DRIVE PLATE DIMENSIONS	RELEASE BEARING	PILOT BEARING
	F60231 E8NN7550KA D2NN7550A	OD-Hub-Spline 13" x 1 5/8" - 25 Organic/Rigid	F40735 86534551 D8NN7580BB	F65330 C5NNN779B F0NNN779AA
	F19534 82001667 E9NN7550BA D9NN7550AB	OD-Hub-Spline 13" x 1 3/4" - 10 Organic/Sprung	F40735 86534551 D8NN7580BB	F65330 C5NNN779B F0NNN779AA
	F72758 82006010 E8NN7550PA D8NN7550AA	OD-Hub-Spline 13" x 1 3/4" - 10 7 Pad	F40735 86534551 D8NN7580BB	F65330 C5NNN779B F0NNN779AA
				
				

We have attempted to insure the accuracy of the information listed and reserve the right for type error.

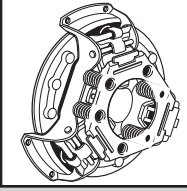
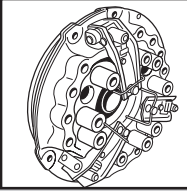
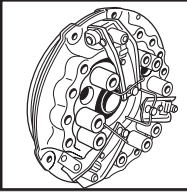
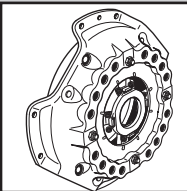
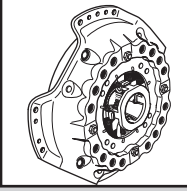
Some part numbers and manufactures' names are used strictly for reference purpose only
Any prices listed are subject to change without notice and are in U.S. dollars. Not all items are stocking items

www.ForMenWhoGrow.com - Contact: RickStair@gmail.com

Clutch and Related Components

(9/1975-10/1981)

2600, 3600, 4100, 4600, 231, 335, 340,
420, 445, 515, 532, 535, 540, 545, 550, 555

TRACTOR MODEL	PTO TYPE		COVER ASSEMBLY	
2600 3600 231 531				
2600 3600 231	Live PTO		F60218 D8NN7502AA 11" x 8 1/2" Double	
335	Live PTO		F60218 D8NN7502AA 11" x 8 1/2" Double	
335, 340, 420, 445, 515, 532, 535, 540, 550, 555 w/ Manual Reversing Trans	TranF or No PTO		F60224 C5NN7563AD E0NN7563AA 13" Single	
340, 420, 445, 515, 532, 535, 540, 545	Ind. PTO		F60221 C5NN7563AC E0NN7563BA 82006027 13" Single 1 7/8" - 29 Spline	

We have attempted to insure the accuracy of the information listed and reserve the right for type error.



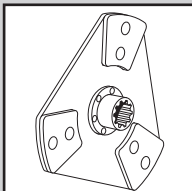


Some part numbers and manufactures' names are used strictly for reference purpose only
Any prices listed are subject to change without notice and are in U.S. dollars. Not all items are stocking items

www.ForMenWhoGrow.com - Contact: RickStair@gmail.com

Clutch and Related Components

(9/1975-10/1981)

2600, 3600, 4100, 4600, 231, 335, 340,
420, 445, 515, 532, 535, 540, 545, 550, 555

	DRIVE PLATE	DRIVE PLATE DIMENSIONS	RELEASE BEARING	PILOT BEARING
	F60226 C7NN7550AC E8NN7550HA E5NN7550BB D1NN7550A 82006626	OD-Hub-Spline 11" x 1" - 10 Organic/Rigid	F65334 E1ADKN7580B	F40734 C5NN7600A
	MAIN F60226 C7NN7550AC E8NN7550HA E5NN7550BB D1NN7550A 82006626 PTO F60234 82006026 C5NN77641B	OD-Hub-Spline 11" x 1" - 10 Organic/Rigid 8 1/2" x 1 7/8" - 29	F40735 86534551 D8NN7580BB	F40734 C5NN7600A
	MAIN F19538 C7NN7550AC PTO F60234 82006026 C5NN77641B	OD-Hub-Spline 11" x 1" - 10 3 Pad 8 1/2" x 1 7/8" - 29	F40735 8653 4551 D8NN7580BB	F40734 C5NN7600A
	F60229 82004604 E7NN7550BB	OD-Hub-Spline 13" x 1" - 10 Organic/Sprung		F40734 C5NN7600A
	F60229 82004604 E7NN7550BB	OD-Hub-Spline 13" x 1" - 10 Organic/Sprung		F40734 C5NN7600A

We have attempted to insure the accuracy of the information listed and reserve the right for type error.

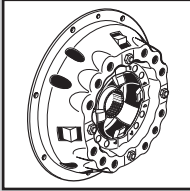
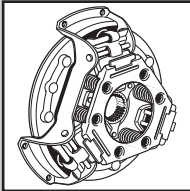



Some part numbers and manufactures' names are used strictly for reference purpose only
 Any prices listed are subject to change without notice and are in U.S. dollars. Not all items are stocking items

www.ForMenWhoGrow.com - Contact: RickStair@gmail.com

Clutch and Related Components

(9/1975-10/1981)

2600, 3600, 4100, 4600, 231, 335, 340,
420, 445, 515, 532, 535, 540, 545, 550, 555

TRACTOR MODEL	PTO TYPE		COVER ASSEMBLY	
4100 4600 4600SU 10/75->10/80	Ind PTO		F60209 C5NN7563U 1 7/8" - 29 Spline 11" Single	
4100 4600 4600SU 11/80->	Ind. PTO		F19635 D8NN7563DB 11" Single	
				
				
				

We have attempted to insure the accuracy of the information listed and reserve the right for type error.

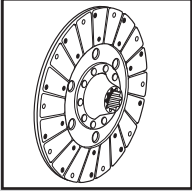




Some part numbers and manufactures' names are used strictly for reference purpose only
 Any prices listed are subject to change without notice and are in U.S. dollars. Not all items are stocking items

www.ForMenWhoGrow.com - Contact: RickStair@gmail.com

Clutch and Related Components

(9/1975-10/1981)

2600, 3600, 4100, 4600, 231, 335, 340,
420, 445, 515, 532, 535, 540, 545, 550, 555

	DRIVE PLATE	DRIVE PLATE DIMENSIONS	RELEASE BEARING	PILOT BEARING
	F60226 E8NN7550HA E5NN7550BB D1NN7550A E3NN7550AB 82006626	OD x Hub x Splines 11" x 1" - 10 Organic/Rigid	F40735 D8NN7580BB D1NN7550A	F40734 C5NN7600A
	F60226 E8NN7550HA E5NN7550BB D1NN7550A E3NN7550AB 82006626	OD x Hub x Splines 11" x 1" - 10 Organic/Rigid	F40735 D8NN7580BB D1NN7550A	F40734 C5NN7600A
				
				
				

We have attempted to insure the accuracy of the information listed and reserve the right for type error.

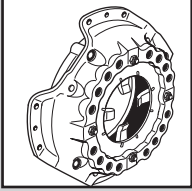
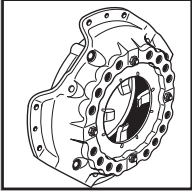
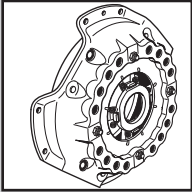
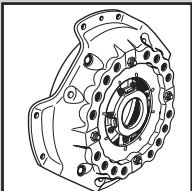

Some part numbers and manufactures' names are used strictly for reference purpose only
 Any prices listed are subject to change without notice and are in U.S. dollars. Not all items are stocking items

www.ForMenWhoGrow.com - Contact: RickStair@gmail.com

Clutch and Related Components

(9/1975->)

5600, 6600, 6700, 7600, 7700, 8700, 9700,
TW5, TW10, TW15, TW20, TW25, TW30, TW35

TRACTOR MODEL	PTO TYPE		COVER ASSEMBLY	
5600 6600 6700	Ind PTO Less Dual Power		F60219 E0NN7563CA C7NN7563B 12" Single	
5600 6600 6700	Ind. PTO With Dual Power		F60219 E0NN7563CA C7NN7563B 12" Single	
6600 6700 7600 7700	Ind. P.T.O. Less Dual Power		F19520 82006046 D8NN7563AB 13" Single	
6600 6700 7600 7700	Ind. PTO With Dual Power		F19520 82006046 D8NN7563AB 13" Single	
8700 9700 10/75-7/78	Ind. PTO With or Less Dual Power		F61179 82006009 D8NN7563BA 13" Diaphragm Type	

We have attempted to insure the accuracy of the information listed and reserve the right for type error.

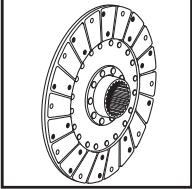




Some part numbers and manufactures' names are used strictly for reference purpose only
Any prices listed are subject to change without notice and are in U.S. dollars. Not all items are stocking items

www.ForMenWhoGrow.com - Contact: RickStair@gmail.com

Clutch and Related Components

(9/1975->)

5600, 6600, 6700, 7600, 7700, 8700, 9700,
TW5, TW10, TW15, TW20, TW25, TW30, TW35

	DRIVE PLATE	DRIVE PLATE DIMENSIONS	RELEASE BEARING	PILOT BEARING
	F19535 82006021 F0NN7550HA E3NN7550EA	OD x Hub x Splines 12 x 1 5/8 - 25 Organic/Rigid	F40735 86534551 D8NN7580BB	F65330 F0NNN779AA C5NNN779B
	F19536 E7NN7550DA E3NN7550CA	OD x Hub x Splines 12 x 1 3/4 - 10 Organic/Rigid	F40735 86534551 D8NN7580BB	F65330 F0NNN779AA C5NNN779B
	F60231 E8NN7550KA F0NN7550AA	OD x Hub x Splines 13 x 1 5/8 - 25 Organic/Rigid	F40735 86534551 D8NN7580BB	F65330 F0NNN779AA C5NNN779B
	F60228 82001667 E9NN7550BA E7NN7550EA E7NN7550CA	OD x Hub x Splines 13 x 1 3/4 - 10 Organic/Rigid	F40735 86534551 D8NN7580BB	F65330 F0NNN779AA C5NNN779B
	F72758 82006010 E8NN7550PA D8NN7550AA	OD x Hub x Splines 13 x 1 3/4 - 10 7 Pad	F40735 86534551 D8NN7580BB	F65330 F0NNN779AA C5NNN779B

We have attempted to insure the accuracy of the information listed and reserve the right for type error.

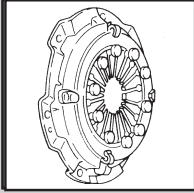
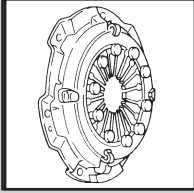
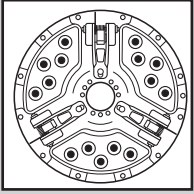


Some part numbers and manufactures' names are used strictly for reference purpose only
Any prices listed are subject to change without notice and are in U.S. dollars. Not all items are stocking items

www.ForMenWhoGrow.com - Contact: RickStair@gmail.com

Clutch and Related Components

(9/1975->)

5600, 6600, 6700, 7600, 7700, 8700, 9700,
TW5, TW10, TW15, TW20, TW25, TW30, TW35

TRACTOR MODEL	PTO TYPE		COVER ASSEMBLY	
8700 8/78-> TW5 1983->9/85 TW10	Ind. PTO with or without Dual Power		F61179 82006009 D8NN7563BA 13" Diaphragm Type	
8530 TW5 10/85->	Ind. PTO with or without Dual Power		F61179 82006009 D8NN7563BA 13" Diaphragm Type	
TW15 TW20 TW25 TW30 TW35	Ind. PTO with or without Dual Power		F61224 E5NN7563AA D8NN7563CA 14" Single	
				
				

We have attempted to insure the accuracy of the information listed and reserve the right for type error.






Some part numbers and manufactures' names are used strictly for reference purpose only
 Any prices listed are subject to change without notice and are in U.S. dollars. Not all items are stocking items

www.ForMenWhoGrow.com - Contact: RickStair@gmail.com

Clutch and Related Components

(9/1975->)

5600, 6600, 6700, 7600, 7700, 8700, 9700,
TW5, TW10, TW15, TW20, TW25, TW30, TW35

	DRIVE PLATE	DRIVE PLATE DIMENSIONS	RELEASE BEARING	PILOT BEARING
	F72758 82006010 E8NN7550PA D8NN7550AA	OD x Hub x Splines 13" x 1 3/4" - 10 7 Pad	F40735 86534551 D8NN7580BB	F65330 F0NNN779AA C5NNN779B
	F72758 82006010 E8NN7550PA D8NN7550AA	OD x Hub x Splines 13" x 1 3/4" - 10 7 Pad	F40735 86534551 D8NN7580BB	F65330 F0NNN779AA C5NNN779B
	F72766 D8NN7550BB D8NN7550BA	OD x Hub x Splines 14" x 1 3/4" - 10 6 Pad Sprung	F40735 86534551 D8NN7580BB	F65330 F0NNN779AA C5NNN779B
				
				

We have attempted to insure the accuracy of the information listed and reserve the right for type error.

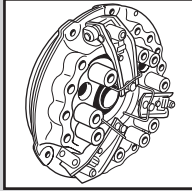
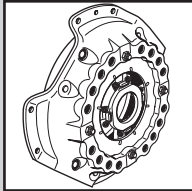
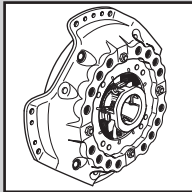
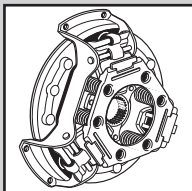
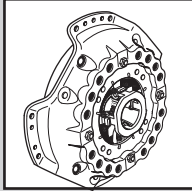
Some part numbers and manufactures' names are used strictly for reference purpose only
Any prices listed are subject to change without notice and are in U.S. dollars. Not all items are stocking items

www.ForMenWhoGrow.com - Contact: RickStair@gmail.com

Clutch and Related Components

(10/1981->)

2310, 2610, 2910, 3610, 3910, 4110, 4610,
5610, 6610, 6710, 7610, 7710, 230A, 340A,
445, 445A, 530A, 540A, 540B, 545, 545A, 555, 555A

TRACTOR MODEL	PTO TYPE		COVER ASSEMBLY	
2310 2610 3610 230A 530A	Live PTO Double Clutch		F60218 D8NN7502AA 11" Double	
340A, 340B, 445, 445A, 540A, 540B, 545, 545A, 555, 555A w/ Manual Reversing Trans	TranF or No PTO		F60224 C5NN7563AD E0NN7563AA 13" Single	
340A, 340B, 445, 445A, 540A, 540B, 545, 545A	Ind. PTO		F60221 82006027 E0NN7563BA C5NN7563AC 13" Single 1 7/8" - 29 Spline	
2910 3910 4110 4610 4610SU 81-12/84	Ind. PTO		F19635 D8NN7563DB 11" Single	
2810 2910 3910 4110 4610 1/85->	Ind. PTO		F60223 82006027 E0NN7563BA C5NN7563AC 13" Single 1 7/8" - 29 Spline	

We have attempted to insure the accuracy of the information listed and reserve the right for type error.






Some part numbers and manufactures' names are used strictly for reference purpose only
Any prices listed are subject to change without notice and are in U.S. dollars. Not all items are stocking items

www.ForMenWhoGrow.com - Contact: RickStair@gmail.com

Clutch and Related Components

(10/1981->)

2310, 2610, 2910, 3610, 3910, 4110, 4610,
5610, 6610, 6710, 7610, 7710, 230A, 340A,
445, 445A, 530A, 540A, 540B, 545, 545A, 555, 555A

	DRIVE PLATE	DRIVE PLATE DIMENSIONS	RELEASE BEARING	PILOT BEARING
	MAIN F60226 E8NN7550HA E3NN7550AA E5NN7550BB D1NN7550A 82006626 PTO F60234 8200 6026 C5NN77641B	OD x Hub x Splines 11" x 1" - 10 Organic/Rigid 8 1/2" x 1 7/8" - 29	F40735 86534551 D8NN7580BB	F40734 C5NN7600A
	F60229 82004604 E7NN7550BB	OD x Hub x Splines 13" x 1" - 10 Organic/Sprung	F40735 86534551 D8NN7580BB	F40734 C5NN7600A
	F60229 82004604 E7NN7550BB	OD x Hub x Splines 13" x 1" - 10 Organic/Sprung	F40735 86534551 D8NN7580BB	F40734 C5NN7600A
	F60226 D1NN7550A E5NN7550BB E3NN7550AA E8NN7550HA 82006626	OD x Hub x Splines 11" x 1" - 10 Organic/Rigid	F40735 86534551 D8NN7580BB	F40734 C5NN7600A
	F60229 82004604 E7NN7550BB	OD x Hub x Splines 13" x 1" - 10 Organic/Sprung	F40735 86534551 D8NN7580BB	F40734 C5NN7600A

We have attempted to insure the accuracy of the information listed and reserve the right for type error.

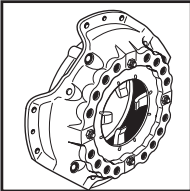
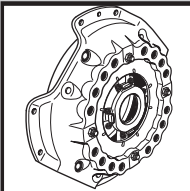
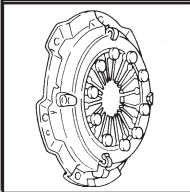
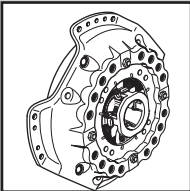

Some part numbers and manufactures' names are used strictly for reference purpose only
 Any prices listed are subject to change without notice and are in U.S. dollars. Not all items are stocking items

www.ForMenWhoGrow.com - Contact: RickStair@gmail.com

Clutch and Related Components

(10/1981->)

2310, 2610, 2910, 3610, 3910, 4110, 4610,
5610, 6610, 6710, 7610, 7710, 230A, 340A,
445, 445A, 530A, 540A, 540B, 545, 545A, 555, 555A

TRACTOR MODEL	PTO TYPE		COVER ASSEMBLY	
Standard 5610 5900 6610 6710	Ind. PTO with or without Dual Power		F60219 E0NN7563CA C7NN7563B 12" Single	
Heavy Duty 5610 6610 6710 7610 7710	Ind. PTO with or without Dual Power		F19520 82006046 D8NN7563AB 13" Single	
7810 8210	Ind. PTO		F61179 82006009 D8NN7563BA 13" Diaphragm Type	
250C 260C 345C 445C 545C	Ind. PTO less Synchronized TranF		F60221 82006027 E0NN7563BA C5NN7563AC 13" Single 1 7/8" - 29 Spline	
				

We have attempted to insure the accuracy of the information listed and reserve the right for type error.

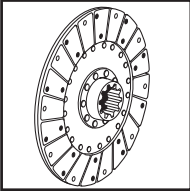

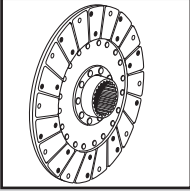


Some part numbers and manufactures' names are used strictly for reference purpose only
Any prices listed are subject to change without notice and are in U.S. dollars. Not all items are stocking items

www.ForMenWhoGrow.com - Contact: RickStair@gmail.com

Clutch and Related Components

(10/1981->)

2310, 2610, 2910, 3610, 3910, 4110, 4610,
5610, 6610, 6710, 7610, 7710, 230A, 340A,
445, 445A, 530A, 540A, 540B, 545, 545A, 555, 555A

	DRIVE PLATE	DRIVE PLATE DIMENSIONS	RELEASE BEARING	PILOT BEARING
	F19536 E7NN7550DA E3NN7550CA	OD x Hub x Splines 12" x 1 3/4" - 10 Organic/Rigid	F40735 86534551 D8NN7580BB	F65330 F0NNN779AA C5NNN779B
	F19534 82001667 E9NN7550BA D9NN7550AB	OD x Hub x Splines 13" x 1 3/4" - 10 Organic/Sprung	F40735 86534551 D8NN7580BB	F65330 F0NNN779AA C5NNN779B
	F60228 82001667 E9NN7550BA E7NN7550EA E7NN7550CA	OD x Hub x Splines 13" x 1 3/4" - 10 Organic/Rigid	F40735 86534551 D8NN7580BB	F65330 F0NNN779AA C5NNN779B
	F60229 82004604 E7NN7550BB	OD x Hub x Splines 13" x 1" - 10 Organic/ Sprung	F40735 86534551 D8NN7580BB	F40734 C5NN7600A
				

We have attempted to insure the accuracy of the information listed and reserve the right for type error.

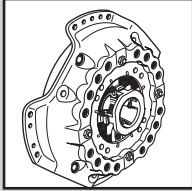




Some part numbers and manufactures' names are used strictly for reference purpose only
Any prices listed are subject to change without notice and are in U.S. dollars. Not all items are stocking items

www.ForMenWhoGrow.com - Contact: RickStair@gmail.com

Clutch and Related Components

(1990->)

3230, 3430, 3930, 4130, 4630, 4830, 5030,
5640, 6640, 7740, 7840, 8240, 8340,
TS80, TS90, TS100, TS110

TRACTOR MODEL	PTO TYPE		COVER ASSEMBLY	
3430, 3930 4130, 4630, 4830, 5030 less Synchronized TranF	Ind. PTO		F60221 82006027 E0NN7563BA C5NN7563AC 3" Single 1 7/8" - 29 Spline	
3230, 3430 3930, 4130, 4630, 4830, 5030 w/ Synchronized TranF	Ind. PTO		F72755 82006011 E8NN7563AA 13" Diaphragm Type	
5640, 6640 7740, 7840, 8240, 8340 SL & SLE TS80, TS90, TS100, TS110	Ind. PTO 16 x 4 TranF		F72769 82011590 13" Diaphragm Type	
TN65F TN75F			F72996 5176448 11" Dual Captive Disc Organic	
TN90F			F72993 5181421 11" Dual Captive Disc 5 Pad	

We have attempted to insure the accuracy of the information listed and reserve the right for type error.






Some part numbers and manufactures' names are used strictly for reference purpose only
Any prices listed are subject to change without notice and are in U.S. dollars. Not all items are stocking items

www.ForMenWhoGrow.com - Contact: RickStair@gmail.com

Clutch and Related Components

(1990->)

3230, 3430, 3930, 4130, 4630, 4830, 5030,
5640, 6640, 7740, 7840, 8240, 8340,
TS80, TS90, TS100, TS110

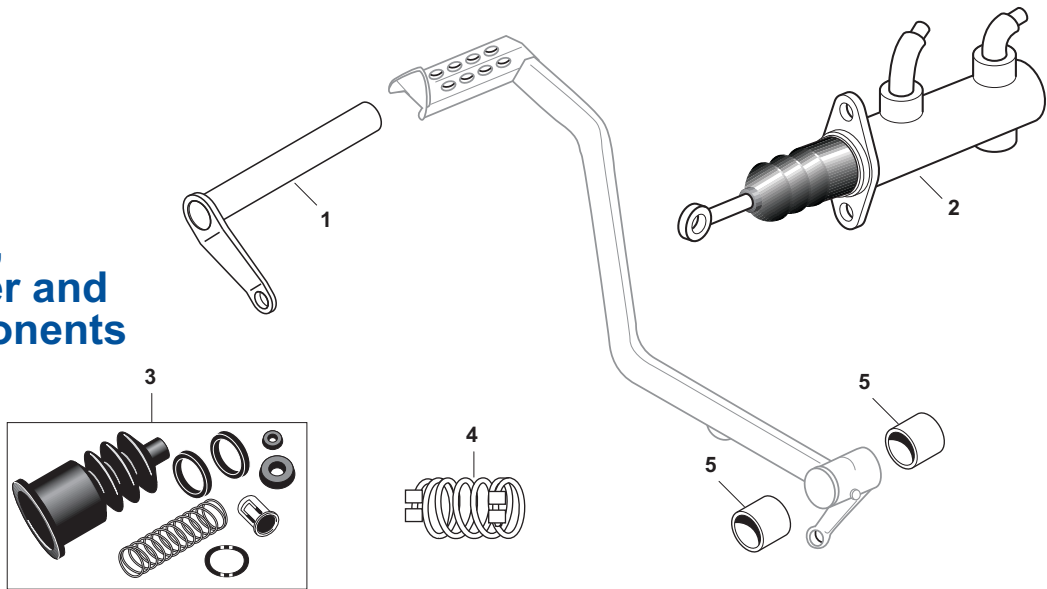
	DRIVE PLATE	DRIVE PLATE DIMENSIONS	RELEASE BEARING	PILOT BEARING
	F60229 82004604 E7NN7550BB	OD x Hub x Splines 13" x 1" - 10 Organic/ Sprung	F40735 86534551 D8NN7580BB	F40734 C5NN7600A
	F60229 82004604 E7NN7550BB 333004646	OD x Hub x Splines 13" x 1" - 10 Organic/Sprung	F40735 86534551 D8NN7580BB	F40734 C5NN7600A
	F72772 82011593 (Not Shown) F72758 82006010 E8NN7550PA D8NN7550AA	OD x Hub x Splines 13" x 1 3/4" - 10 Organic 13" x 1 3/4" - 10 7 Pad	F40735 86534551 D8NN7580BB	F40734 C5NN7600A
	MAIN F72997 5176449 PTO F72995 5176450	OD x Hub x Splines 11" x 1 9/16" - 14 Organic/Sprung 11" x 1" - 10 4 Pad	F62170 5119875 F18031 5161783	F18133 500311249
	MAIN F72994 5181422 PTO F72995 5176450 (Not Shown)	OD x Hub x Splines 11" x 1 9/16" - 14 Sprung 5 Pad 11" x 1" - 10 4 Pad	F62170 5119875 F18031 5161783	F18133 500311249

We have attempted to insure the accuracy of the information listed and reserve the right for type error.

Some part numbers and manufactures' names are used strictly for reference purpose only
Any prices listed are subject to change without notice and are in U.S. dollars. Not all items are stocking items

www.ForMenWhoGrow.com - Contact: RickStair@gmail.com

Clutch linkage, Master Cylinder and Related Components



OUR No.	DESCRIPTION	EQUIVALENT	TRACTOR MODEL
1	F66349 Cross Shaft - Single Clutch	C7NN7N512A	(2000, 3000 6 Speed Transmission only, 65->9/69)
2	F66346 Clutch Master Cylinder	81867084 F0NN7A543AB	(5640, 6640, 7740, 7840, 8240, 8340 12 x 12 Transmission) (TS90, TS100, TS110 01/97->)
3	F72696 Repair Kit - Clutch Master Cylinder	81873388 F1NN7578AA	Models As Above (Repairs both OEM & OUR Cylinders)
4	F61388 Spring - Clutch Pedal	C7NN7N598A	(2000, 3000, 4000, 5000, 7000 10/69->), 2600, 3600, 3900, 4100, 4600, 5600, 6600, 6700, 7600, 7700, 2310, 2610, 3610, 3910, 4110, 4610, 5610, 5610S, 6610, 6610S, 6710, 7610, 7610S, 7710, 7810S, 7910, 3230, 3430, 3930, 4130, 4630, 5640, 6640, 7740, 7840, TW10, TW15, TW20, TW25, TW30, TW35, TS90, TS100, TS110, Ind. 230A, 231, 233, 234, 250C, 334, 335, 340, 340A, 340B, 3400, 345C, 345D, 3500, 3550, 420, 4400, 445, 445A, 445C, 445D, 4500, 515, 530A, 531, 532, 535, 540, 540A, 540B, 545, 545A, 545C, 545D
5	F66351 Bushing - Clutch Pedal	C5NN7A578A	2000, 3000, 4000, 5000, 7000, 2600, 3600, 3900, 4100, 4600, 5600, 6600, 7600, 2310, 2610, 2810, 2910, 3610, 3910, 4110, 4610, 5610, 6610, 6610S, 7610, 7610S, 7810S, 8010, 230A, Ind. 231, 233, 234, 333, 334, 335, 340, 340A, 340B, 3400, 345C, 345D, 3500, 3550, 420, 4400, 445, 445A, 445C, 445D, 4500, 515, 530A, 531, 532, 535, 540, 540B, 545, 545A, 545C, 545D