
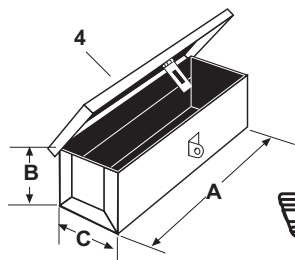
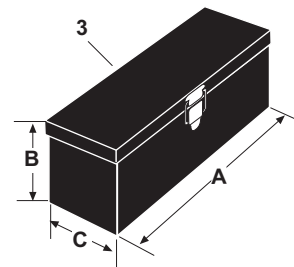
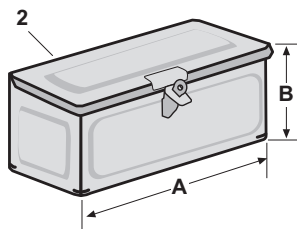
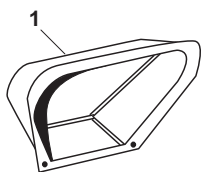


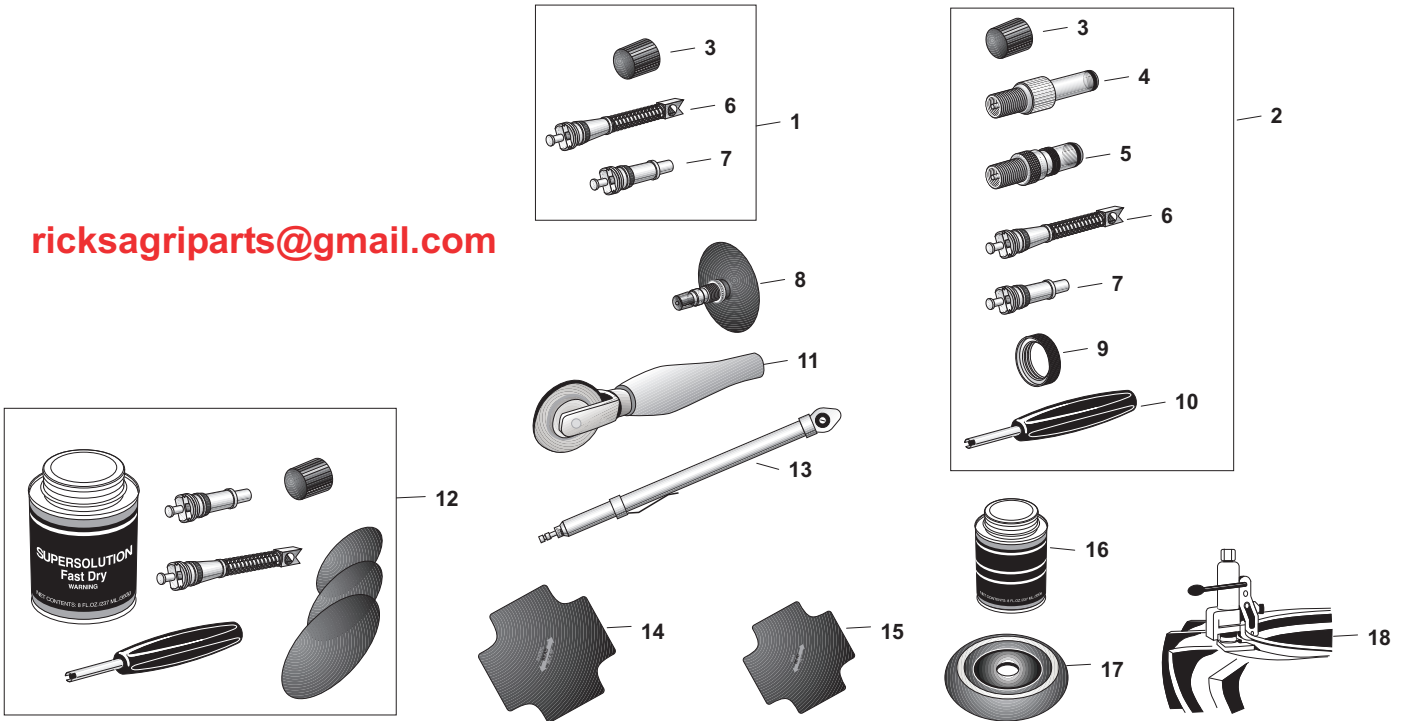
OUR #	DESCRIPTION	EQUIVALENT	TRACTOR MODEL
1	R41477 Fender w/ Bracket less Tool Box	1883356M91 180707M92 827351M91	TE20, TEA20, TEF20, TO20, TO30, TO35, FE35, F40
2	R08931 Bolt (6" X 5/8"UNF)	353648X1	TE20, TEA20, TEF20, TO20, TO30, TO35, FE35, F40
3	R01033 Washer (5/8"UNF)	353433X1	TE20, TEA20, TEF20, TO20, TO30, TO35, FE35, F40
4	R01002 Nut (5/8"UNF)	353427X1	TE20, TEA20, TEF20, TO20, TO30, TO35, FE35, F40
5	R60680 Fender Skin (No Tool Box Hole)	1883356M91	TE20, TEA20, TEF20, TO20, TO30, TO35, FE35, F40
6	R61465 Grill - May need Mounting Brackets 189307M91, 189308M91, not supplied by Sparex	180656M91 191383M91	TO35
7	R42915 Grill - Center Section	825641M91	TE20, TEA20
8	R42914 Grill - Side Panel Set	825636M91 825635M91	TE20, TEA20
9	R00555 Bolt - Hood Pivot	180718M1	TE20, TEA20, TEF20, TO20, TO30, TO35, FE35
10	R42647 Hood Assembly		(FE35 85, 87mm Gas, 23C Diesel) NOTE: Will fit TO35 but will change look of tractor to UK style
11	R75936 Grill	826812M91	(FE35 85, 87mm Gas, 23C Diesel)
12	R75939 Lower Panel	826817M91	(FE35 85, 87mm Gas, 23C Diesel)
13	R75937 Side Panel - LH	826816M91	(FE35 85, 87mm Gas, 23C Diesel)
14	R75938 Side Panel - RH	826815M91	(FE35 85, 87mm Gas, 23C Diesel)
15	R42871 Grill Bolt	826861M91	(FE35 85, 87mm Gas, 23C Diesel)
16	R42872 Handle - Latch	828223M91	(FE35 85, 87mm Gas, 23C Diesel)
17	R42932 Hood Catch w/ Wing Nut	82681270M1	(FE35 85, 87mm Gas, 23C Diesel)
18	R61128 Step Plate - LH w/ Front Bracket	180717M91	TE20, TEA20, TEF20, TO20, TO30, F40
19	R61127 Step Plate - RH w/ Front Bracket	191929M92	TE20, TEA20, TEF20, TO20, TO30, F40
20	R42997 Rear Bracket - Step Plate	180590M1	TE20, TEA20, TEF20, TO20, TO30, F40

ricksagriparts@gmail.com



OUR #	DESCRIPTION	EQUIVALENT	TRACTOR MODEL
1	R60010 Tool Box - In-Fender Type	180737M1	TO35, F40
2	R42931 Tool Box - Red Primer (A=11", B=4 1/2", C=4")	825633M91	TE20, TEA20
3	R75928 Tool Box - Black (A=16", B=4 3/4", C=5") Opens Flat Against Tractor		Universal
4	R60518 Tool Box - Grey Metal (A=17", B=4 3/4", C=4 1/4")		Universal
5	R61900 Front Emblem	181628M1	TE20, TEA20, TEF20, TO20, TO30
6	R61940 Hood Emblem Set - LH/RH	189256M1 189257M1	TO20
7	R61943 Hood Emblem Set - LH/RH	181709M1 181710M1	TO30
8	R61939 Hood Emblem - Each	183193M1	(TO35 >SN 176341)
9	FE2 I & T Repair Manual		(TE20, TO20, TO30 Z120, 129)
9	MF14 I & T Repair Manual		(TO35 w/ Z134)
10	FE1 Repair Manual		(TEA20, TEF20, TO35, FE35 80, 85, 87mm Gas, 20C, 23C Diesel)
11	R60175 Tractor Cover - Brown		Universal

ricksagriparts@gmail.com



OUR #	DESCRIPTION	EQUIVALENT	TRACTOR MODEL
1	R10919 Tire Valve Repair Kit (20 pcs) Contains: R19274 x 10, R19277 x 5, R19278 x 5		
2	R10920 Tire Valve Repair Kit (117 pcs) Contains: R19274 x 50, R19275 x 10, R19276 x 10, R19277 x 20, R19278 x 20, R19284 x 5, R61167 x 2		
3	R19274 Plastic Valve Cap		
4	R19275 Air/Water Valve Core Housing (595 - Old type)		
5	R19276 Air/Water Valve Core Housing (594 - Fast flow)		
6	R19277 Valve Core 420 - Long		
7	R19278 Valve Core 430 - Short		
8	R19279 Air/Water Valve with Core housing (594 - Fast flow) With rubber base 82mmØ prepared for hot or cold application to the tube.		
9	R19280 Rim Nut (12.2mm, 0.482")		
10	R19824 Valve Core Removal Tool		
11	R61159 Stitcher (50 x 3mm)		
12	R10941 Puncture Repair Kit (50 pcs) Packaged in Pail, Contains: Tube Patch (38mmØ) x 5, Tube Patch (52mmØ) x 5, Tube Patch (68mmØ) x 5, Tube Patch (112mmØ) x 3 Vulcanising Solution (8fl.oz) x 1, Valve Core Removal Tool x 1 Long Valve Core (420) x 10, Short Valve Core (430) x 10 Valve Cap x 10		
13	R12831 Air/Water Pressure Gauge - For low pressure measurement Resistant to Salted Ballast -Dual Calibrated: 6 - 50 lb/sq in		
14	R61169 Tire Boots - (15") Right Angle Cord Construction - Use w/ Cement		
15	R61170 Tire Boots - (10 3/4") Right Angle Cord Construction - Use w/ Cement		
16	R61172 Patch Cement - 1/2 Pint Can - Use on Boots and Tire Patches		
17	R61165 Heavy Duty Buffing Cone (2 1/2" Dia) Max Speed 25,000 RPM		
18	R29300 Tire Bead Buster - Handy for breaking the bead when removing tires. No electricity pneumatics, or hydraulics needed.		